



MODEL 500 CUSTOM  
MADE STAIRCASE



## **CREATE A STUNNING VISUAL IMPACT**

Given its location within a building, a staircase has the power to create a stunning visual impression for anyone entering the property.

A stunning and stylish staircase offers you the perfect opportunity to impress, whilst reflecting the style and character of the rest of the interior. The model 500 stair is a modern and open staircase design to be the focal point in a hallway. It is a custom made stair constructed with slim-line steel stringers and solid timber treads.



Mr & Mrs Prince, Romsey


"I WOULD HAVE NO DIFFICULTY  
RECOMMENDING YOUR COMPANY"





**MODEL 500  
STAIRCASE**










**MODEL 500  
STAIRCASE**













**MODEL 500  
STAIRCASE**

# YOUR MODEL 500 STAIRCASE

## OBTAINING A QUOTE

The model staircase is custom made so has to be priced on an individual basis. Given the vast range of materials and options and the variants of height and shape we need to know the following information to work out a price.

- Floor to floor height
- Shape of Staircase (straight / quarter turn / half turn)
- Landing balustrade required?
- Your choice of Tread and balustrade

**Please forward any relevant drawings and photos to [info@completestairsystems.co.uk](mailto:info@completestairsystems.co.uk)**

## TREAD OPTIONS



Walnut



Oak




Maple



Ash



Beech



Glass

## BALASTRADE OPTIONS



Stainless Rails



Frameless Glass



Framed Glass



Vertical Spindles

## STEEL WORK COLOURS





# RISER INFILL OPTIONS



Mini Glass Infills



Double Thickness Treads



50mm Risers (No Nosing)



20mm Risers (With Nosing)



Timber Down-Stand



Stainless Steel Riser Bar

# STRINGER TYPES



Flat Top  
Flat Bottom



Zig-Zag Top  
Flat Bottom

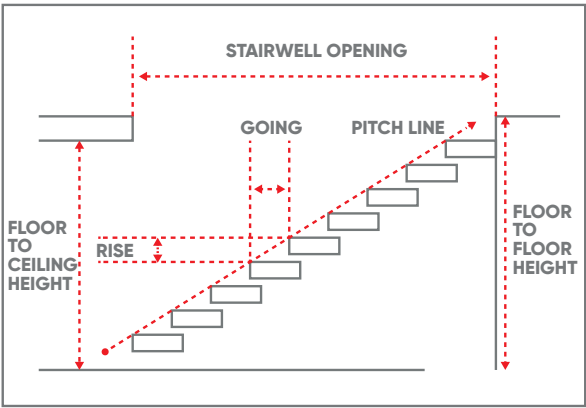


Zig-Zag Top  
Zig-Zag Bottom

# GUIDANCE FOR STRAIGHT STAIRCASES

STRAIGHT/QUATER/HALF TURN			
Main Stair		Secondary Stair	
Max Rise	220mm	Max Rise	220mm
Min Going	220mm	Min Going	220mm
N.B. Pitch line should not exceed 42 °		N.B. Pitch line should not exceed 42 °	
Clear Tread Width	800mm*	Clear Tread Width	600mm

\* Building Regulation do not specify a clear tread width for straight stairs. Measurements are for guidance only.



VIEW THE  
MODEL  
500 IN OUR  
SHOWROOM



**01794 522444**

**info@completestairsystems.co.uk**

---

**www.completestairsystems.co.uk**

---

Complete Stair Systems Ltd, Unit 15 Belbins Business Park, Cupernham Lane, Romsey, Hampshire, SO51 7JF