

Stepped Style Timber Staircase

COMPLETE
STAIR
SYSTEMS

The stepped style timber staircases incorporate a 'cut' stringer down one or both sides of the staircase. This means the stringer is positioned underneath the treads so you can see the riser and going of the treads from the side of the stair.

The spindles therefore span directly from the tread to the handrail. The stepped style stair can have open or closed risers, and be configured as a straight flight, quarter or half turn. Various timbers, spindles and newels are available.



Salisbury



Southampton

Romsey , Hants - 01794 522444

www.timberstairsystems.co.uk

sales@timberstairsystems.co.uk



Cambridge



STEPPED STAIRCASE SPECIFICATION / OPTIONS

WIDTH	-	600 - 1200mm Custom Made
FLOOR TO FLOOR HEIGHTS	-	up to 3500mm in a single flight
TIMBERS	-	Beech, Oak, Maple, Ash....- virtually any hardwood or softwood
BALUSTRADE	-	various options including stainless steel, iron or timber (20 options)
HANDRAIL	-	7 different options
NEWEL POST	-	6 different options and 5 different post top options
STRINGERS	-	2 x 42mm Stringers. One or both stringers 'cut' underneath tread by 80mm
LANDING BALUSTRADE	-	Available to match stair

COMPLETE
STAIR
SYSTEMS

Romsey , Hants - 01794 522444

www.timberstairsystems.co.uk

sales@timberstairsystems.co.uk

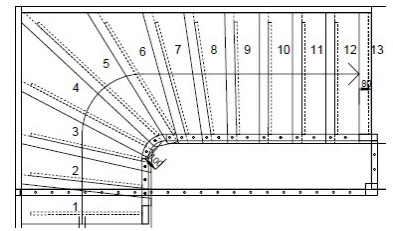
Why Us?

Our solid timber staircases are constructed in a different manner to the conventional UK made staircase in a way that eases ascent whilst being more aesthetically pleasing, creating a stunning 'WOW' factor. In addition to the familiar standard 'double stringer' design there are four further support structures to choose from to add character and style to the staircase. CNC machinery is used for millimeter accuracy with some of the finer details created by hand.

COMPLETE
STAIR
SYSTEMS

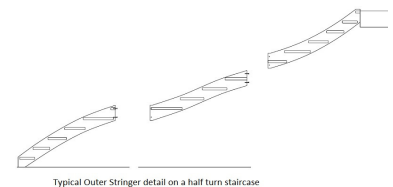
More winding treads = smoother ascent

A traditional UK made timber staircase will have 3 or 4 winding treads forming a 90 degree turn. Our ¼ turn and 1/2 turn timber staircases create each 90 degree turn with 5, 6 or 7 winding treads. These treads are not compacted in within the 'square' of the turn but spread from several treads before and after the turn as shown on the plan drawing to the right. You can see that treads 2-8 are angled, ever so slightly. With this type of construction, the ascent of the staircase is much smoother with the 90 degree turn more gradual and more evenly spaced. Much less 'harsh' than with a standard 3 tread winder design which creates quite an abrupt turn.

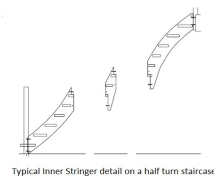


Curved Stringers = visually striking

Our ¼ turn and ½ turn timber staircases that have the above unique winding tread design also have specially shaped stringers. As there are more winding treads spread over the staircase making each turn, the going measurement (depth of each step) varies dramatically as it joins the stringer. The stringer therefore has to be shaped to accommodate this change in going and results in a stunning, **swooping curve** when view from the side. The handrail follows this curve, 900mm above the stringer. Should the timber staircase consist of glass panels, then these panels will also be shaped to match the curve, overall creating a real design feature to the staircase instead of the standard flat, straight stringers. The elevation drawings to the right show this design on a half turn timber staircase.



Typical Outer Stringer detail on a half turn staircase



Typical Inner Stringer detail on a half turn staircase

42mm thick timber = solid reassurance

All stringers and treads are **42mm solid timber** on our bespoke timber staircases, as standard. Many companies use 25-33mm thick timber which we feel isn't thick enough to give that really solid, reassuring feel you would expect from a solid timber staircase. **We don't use ply** and MDF is only used to clad solid timber, if the part is to be painted – to give a true, grain free finish.

No squeaking treads!

The stringers on our 'standard' structure timber staircases are mortised to take the treads with the treads then securely screwed in place from the outer side of the stringer. Treads are cut-out to 'slot' into the stringer providing a firmer joint and secure connection. Many competitors will only use one of the above construction methods resulting in slight movement between the tread and stringer, eventually causing a 'squeak' as the timbers rub together. In addition to the physical joint, silicon should be added to provide tolerance for any movement in the timber as it reacts to surrounding light, heat and moisture conditions.